
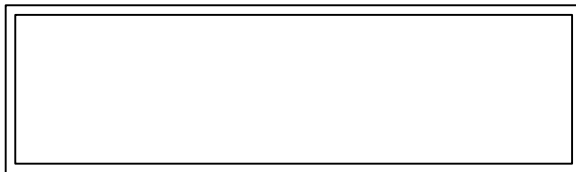



PART #: 400-200  
PLAIN TUBE  
1-3/4" X 4"  
(44.5mm X 101.6mm)




PART #: 450-148  
PLAIN TUBE  
1-3/4" X 4-1/2"  
(44.5mm X 114.3mm)



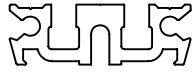
PART #: 400-096  
PLAIN TUBE  
1-3/4" X 6"  
(44.5mm X 152.4mm)



PART #: 400-205  
SQUARE TUBE  
4" X 4"  
(101.6mm X 101.6mm)



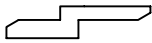
PART #: 450-110  
SQUARE TUBE  
1-3/4" X 1-3/4"  
(44.5mm X 44.5mm)



PART #: 9901-002  
FLOOR TRACK  
FOR SINGLE TRACK  
SLIDER



PART #: 9901-008  
GLASS STOP BASE  
1" X 9/16" HIGH  
(25mm X 14mm)



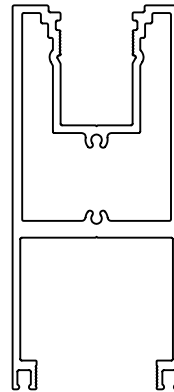
PART #: 9901-005  
PANEL CLIP



PART #: 9901-009  
GLASS STOP COVER  
USE FOR  
PART # 9901-008



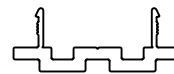
PART #: 9901-006  
GLASS STOP BASE  
3/4" X 3/4"  
(19mm X 19mm)



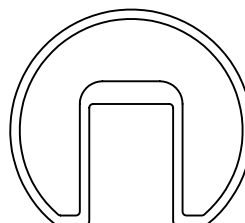
PART #: 9901-010  
ALL GLASS RAIL  
1-3/4" X 4"  
(44.5mm X 101.6mm)



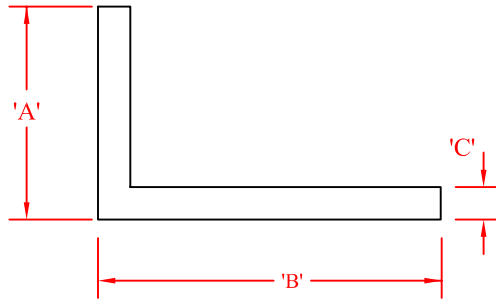
PART #: 9901-007  
GLASS STOP COVER  
USE FOR  
PART # 9901-006



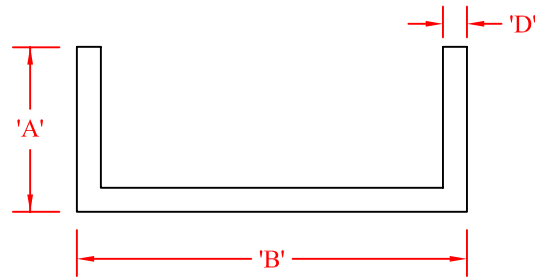
PART #: 9901-011  
SILL  
USE FOR  
PART # 9901-010



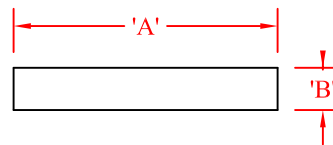
PART #: 9901-400  
HANDRAIL  
DIA. 2-1/2" (63.5mm)



PART #	'A'	'B'	'C'	SL(length)
	inches (mm)	inches (mm)	inches (mm)	ft (m)
9901 - 100	3/4" (19)	1-1/2" (38)	3/16" (3)	11' (3.4)
9901 - 101	2" (51)	2" (51)	3/16" (4.8)	21'-1" (6.43)
9901 - 102	1" (25)	1-1/2" (38)	1/8" (3)	21'-1" (6.43)
9901 - 103	3/4" (19)	3/4" (19)	1/8" (3)	21'-1" (6.43)
9901 - 104	3/4" (19)	3/4" (19)	1/16" (2)	21' (6.4)
9901 - 150	1" (25)	1" (25)	1/8" (3)	21'-1" (6.4)
9901 - 151	1-1/4" (32)	1-1/4" (32)	1/8" (3)	21'-1" (6.43)
9901 - 152	1-1/2" (38)	1-1/2" (38)	1/8" (3)	21'-1" (6.43)
9901 - 153	2" (51)	2" (51)	1/8" (3)	21'-1" (6.43)
9901 - 154	2-1/2" (64)	2-1/2" (64)	1/8" (3)	21'-1" (6.43)
9901 - 155	1" (25)	2" (51)	1/8" (3)	21'-1" (6.43)



PART #	'A'	'B'	'D'	SL(length)
	inches (mm)	inches (mm)	inches (mm)	ft (m)
9901 - 200	1" (25)	1-7/16" (36)	1/8" (3)	21'-1" (6.43)
9901 - 201	1" (25)	1" (25)	1/8" (3)	21'-1" (6.43)
9901 - 202	1-1/4" (32)	3-3/4" (95)	3/16" (5)	21'-1" (6.43)
9901 - 203	3/4" (19)	3/4" (19)	1/8" (3)	21'-1" (6.43)
9901 - 205	1/2" (13)	1" (25)	1/8" (3)	21' (6.4)



PART #	'A'	'B'	SL(length)
	inches (mm)	inches (mm)	ft (m)
9901 - 300	1-3/8" (35)	.22" (5.6)	11' (3.4)
9901 - 302	3/4" (19)	3/8" (10)	20' (5.1)
9901 - 305	5/8" (16)	5/16" (8)	11'-1" (3.8)